

Advantage
+Plus by Berenson.

BERENSON
ESSENTIALS
Supplement



BERENSON ESSENTIALS

program overview

Berenson Essentials collects quality hardware styles that are proven performers in the market into one convenient program.

The hardware featured is competitively priced, and chosen with the **Specifier, Architect and Builder** in mind. These parts feature on-trend designs in current finishes.


PROVEN PERFORMERS

in both residential and commercial markets

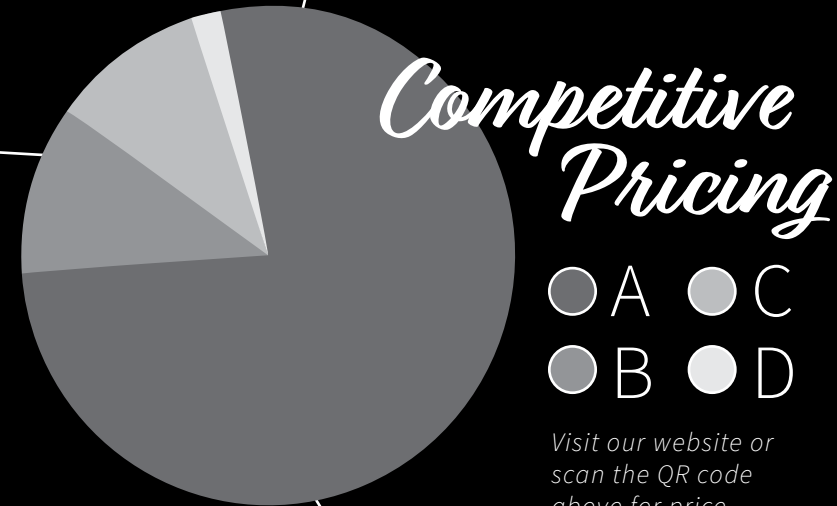


90
TOTAL PARTS

10
different
CC Lengths



○ Contemporary-61 ○ Transitional-24
● Traditional-5



○ A ○ C
○ B ● D

Visit our website or scan the QR code above for price code information



74%
of parts
are \$6
& under!

5 finishes



7 designs
including edge and t-bar pulls




TABLE of contents

Display Board Details.....	5
Round & Square Knobs.....	6
Square Pulls.....	7
Arch Pulls.....	8
Rectangle Pulls.....	8
Edge Pulls.....	9
T-Bar Knobs & Pulls.....	10
Wire Pulls.....	11
Key to Codes & Spec Data.....	12-15

Berenson BERENSON ESSENTIALS Advantage +Plus by Berenson

Round knob: 9021-1055-P Square knob: 0949-1BPN-P Round knob: 0912-10CZ-P Square knob: 0950-1026-P Round knob: 0916-105C-P

Finish code for reference: 35 26 25 26 25

96mm 9020-4055-P 192mm 9019-4026-P 96mm 7924-2026-P

160mm 9027-40CZ-P 180mm 9017-4055-P 96mm 7920-2BPN-P

128mm 9012-4BPN-P 128mm 9014-4055-P 128mm 7919-20CZ-P

96mm 9010-4026-P 96mm 9011-4055-P 128mm 4137-2055-P

96mm 9024-4055-P 25.4mm 8997-40CZ-P 56mm 9005-4055-P

96mm 9023-4BNL-P 96mm 9004-4026-P 56mm 9004-4026-P

Knob 9551-2026-P Knob 9543-20CZ-P Knob 9547-2055-P

3 in. 9540-20CZ-P 3 in. 9544-2055-P 3 in. 9544-2026-P

96mm 9401-2BPN-P 96mm 9545-2055-P 96mm 9549-2026-P

128mm 9546-2055-P 128mm 9542-20CZ-P 128mm 9550-2026-P

160mm 9559-2BPN-P

192mm 9561-2BPN-P


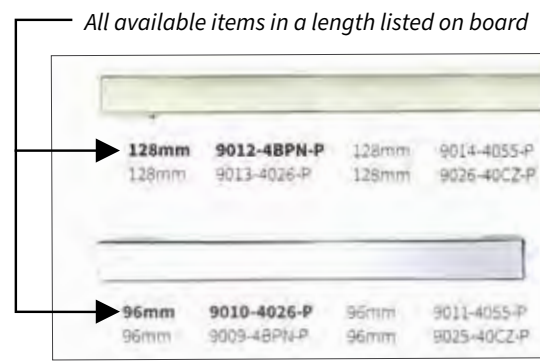
For additional products and details, scan the QR Code or visit BerensonHardware.com
0174-6000-05

DISPLAY BOARD details



The hardware of **Berenson Essentials** is collected on a larger display board that features all lengths and finishes offered in the program.

The convenient to use board has a clean layout that makes it easy for customers to view all available styles and choose the hardware best for their project.



HARDWARE STYLES

- Round Knobs
- Square Knobs & Pulls
96mm, 128mm, 160mm, 192mm CC
- Arch Pulls
96mm, 128mm CC
- Rectangle Pulls
96mm CC
- Edge Pulls
25.4mm, 56mm, 112mm CC
- T-Bar Knobs & Pulls
3in., 96mm, 128mm, 160mm, 192mm CC
- Wire Pulls
3in., 3 1/2in., 96mm, 4in. CC



SCAN ME!

Find QR codes throughout the catalog and scan for instant access to additional information on collection offerings, program details, and more!

ROUND knobs



featured in matte black



SQUARE pulls



featured in brushed nickel
These pulls feature a flat underside on the handle.



SQUARE knobs



featured in satin chrome



BRUSHED NICKEL		CHAMPAGNE		MATTE BLACK		POLISHED CHROME	
192mm CC	9018-4BPN-P	192mm CC	9028-40CZ-P	192mm CC	9020-4055-P	192mm CC	9019-4026-P
160mm CC	9015-4BPN-P	160mm CC	9027-40CZ-P	160mm CC	9017-4055-P	160mm CC	9016-4026-P
128mm CC	9012-4BPN-P	128mm CC	9026-40CZ-P	128mm CC	9014-4055-P	128mm CC	9013-4026-P
96mm CC	9009-4BPN-P	96mm CC	9025-40CZ-P	96mm CC	9011-4055-P	96mm CC	9010-4026-P

ARCH pulls



featured in champagne
These pulls feature a curved underside on the handle.


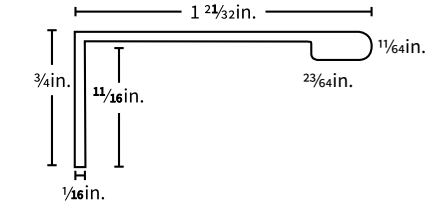


BRUSHED NICKEL		CHAMPAGNE		MATTE BLACK		POLISHED CHROME	
128mm CC	7921-2BPN-P	128mm CC	7919-20CZ-P ◀	128mm CC	4137-2055-P ◀	128mm CC	4138-2026-P
96mm CC	7920-2BPN-P ◀	96mm CC	7918-20CZ-P	96mm CC	7925-2055-P	96mm CC	7924-2026-P ◀

EDGE pulls



featured in brushed nickel look
These pulls feature a flat underside on the handle.



BRUSHED NICKEL LOOK		CHAMPAGNE		MATTE BLACK		POLISHED CHROME	
112mm CC	9006-4BNL-P ◀	112mm CC	8999-40CZ-P	112mm CC	9008-4055-P	112mm CC	9007-4026-P
56mm CC	9003-4BNL-P	56mm CC	8998-40CZ-P	56mm CC	9005-4055-P ◀	56mm CC	9004-4026-P
25.4mm CC	9000-4BNL-P	25.4mm CC	8997-40CZ-P ◀	25.4mm CC	9002-4055-P	25.4mm CC	9001-4026-P

RECTANGLE pulls



featured in matte black
These pulls feature a flat underside on the handle.




BRUSHED NICKEL LOOK		CHAMPAGNE		MATTE BLACK		POLISHED CHROME	
96mm CC	9023-4BNL-P ◀	96mm CC	9033-40CZ-P	96mm CC	9024-4055-P ◀	96mm CC	9034-4026-P

T-BAR knobs & pulls



featured in brushed nickel

These pulls feature a curved underside on the handle.



BRUSHED NICKEL

BLACK

CHAMPAGNE

POLISHED CHROME

BRUSHED NICKEL		BLACK		CHAMPAGNE		POLISHED CHROME	
192mm CC	9561-2BPN-P ◀	* 192mm CC	9522-2055-P	* 192mm CC	9524-20CZ-P	* 192mm CC	9520-2026-P
160mm CC	9559-2BPN-P ◀	* 160mm CC	9521-2055-P	* 160mm CC	9523-20CZ-P	* 160mm CC	9519-2026-P
128mm CC	9402-2BPN-P	128mm CC	9546-2055-P ◀	128mm CC	9542-20CZ-P	128mm CC	9550-2026-P
96mm	9401-2BPN-P ◀	96mm	9545-2055-P	96mm	9541-20CZ-P	96mm	9549-2026-P
3in.	9557-2BPN-P	3in.	9544-2055-P	3in.	9540-20CZ-P ◀	3in.	9548-2026-P
Knob	9435-2BPN-P	Knob	9547-2055-P	Knob	9543-20CZ-P	Knob	9551-2026-P ◀

* Parts not listed on the Berenson Essentials board, but are available for purchase.

WIRE pulls



featured in matte black, all made of steel

These pulls feature a curved underside on the handle.



BRUSHED NICKEL

MATTE BLACK

POLISHED CHROME

SATIN CHROME

BRUSHED NICKEL		MATTE BLACK		POLISHED CHROME		SATIN CHROME	
4in. CC	6246-2BPN-P	4in. CC	6126-2055-P ◀	4in. CC	6140-226-P	4in. CC	6130-2SC-P
96mm CC	6244-2BPN-P ◀	96mm CC	6127-2055-P	96mm CC	6141-226-P	96mm CC	6131-2SC-P
3 1/2in. CC	6242-2BPN-P	3 1/2in. CC	6128-2055-P	3 1/2in. CC	6142-226-P	3 1/2in. CC	6132-2SC-P ◀
3in. CC	6240-2BPN-P	3in. CC	6129-2055-P	3in. CC	6143-226-P ◀	3in. CC	6133-2SC-P

Satin Chrome wire pulls conform to ANSI/BHMA A156.9-2001

KEY TO CODES & spec data

PRICE CODE BREAKDOWN

Scan the QR Code for access to Berenson's pricing information.



PART NUMBER BREAKDOWN

Parts Are Identified As Follows:

ITEM #: Four-digit item code
(followed by a dash)

MATERIAL: One-digit primary material code

FINISH: Two-digit code or a character code
(two or three letters) to distinguish the finish (followed by a dash)

PACKAGING: One-letter packaging code



EXAMPLE

Part Number:
0912-10CZ-P

ITEM #	MATERIAL	FINISH	PACKAGING
--------	----------	--------	-----------

*Description of Above Example:
Zinc Diecast, Champagne,
Polybagged w/Mounting Hardware*

KEY TO MATERIAL CODES

- 1 Zinc Diecast (Zamac)
- 2 Steel
- 4 Aluminum

KEY TO FINISH CODES

- | | |
|--------------------------------|-------------------------------|
| BPN Brushed Nickel | 55 Black / Matte Black |
| BNL Brushed Nickel Look | 26 Polished Chrome |
| CZ Champagne | SC Satin Chrome |

KEY TO PACKAGING CODES

P Item is individually polybagged with 8-32 x 1in. screws or other mounting hardware.

***Most parts come with 8-32 x 1in. machine screws**

Part No.	Product Type	Finish	Material	CC	Length	Width	Height/Projection	Hand Clearance	Diameter	Base	Tap/ Screws(Qty)	Page No.
0911-126-P	Round Knob	Polished Chrome	Zinc	-	-	-	1 1/16in.	9/16in.	1 1/8in.	5/8in.	8-32 x 1in. (1)	6
0912-10CZ-P	Round Knob	Champagne	Zinc	-	-	-	1 1/16in.	9/16in.	1 1/8in.	5/8in.	8-32 x 1in. (1)	6
0913-1BPN-P	Round Knob	Brushed Nickel	Zinc	-	-	-	1 1/16in.	9/16in.	1 1/8in.	5/8in.	8-32 x 1in. (1)	6
0916-10SC-P	Round Knob	Satin Chrome	Zinc	-	-	-	1 1/16in.	9/16in.	1 1/8in.	5/8in.	8-32 x 1in. (1)	6
0949-1BPN-P	Square Knob	Brushed Nickel	Zinc	-	1 1/8in.	1 1/8in.	1 5/16in.	2 3/32in.	-	7/16in.	8-32 x 1in. (1)	6
0950-1026-P	Square Knob	Polished Chrome	Zinc	-	1 1/8in.	1 1/8in.	1 5/16in.	2 3/32in.	-	7/16in.	8-32 x 1in. (1)	6

Part No.	Product Type	Finish	Material	CC	Length	Width	Height/Projection	Hand Clearance	Diameter	Base	Tap/ Screws(Qty)	Page No.
0951-1055-P	Square Knob	Matte Black	Zinc	-	1 1/8in.	1 1/8in.	1 5/16in.	2 3/32in.	-	7/16in.	8-32 x 1in. (1)	6
0952-10CZ-P	Square Knob	Champagne	Zinc	-	1 1/8in.	1 1/8in.	1 5/16in.	2 3/32in.	-	7/16in.	8-32 x 1in. (1)	6
0959-10SC-P	Square Knob	Satin Chrome	Zinc	-	1 1/8in.	1 1/8in.	1 5/16in.	2 3/32in.	-	7/16in.	8-32 x 1in. (1)	6
4137-2055-P	Arch Pull	Matte Black	Steel	128mm	6in.	3/8in.	1 3/4in.	5 1/4in.	-	3/8in.	8-32 x 1in. (2)	8
4138-2026-P	Arch Pull	Polished Chrome	Steel	128mm	6in.	3/8in.	1 3/4in.	5 1/4in.	-	3/8in.	8-32 x 1in. (2)	8
6126-2055-P	Wire Pull	Matte Black	Steel	4in.	4 5/8in.	5/16in.	1 1/4in.	1 5/16in.	-	5/16in.	8-32 x 1in. (2)	11
6127-2055-P	Wire Pull	Matte Black	Steel	96mm	4 1/8in.	5/16in.	1 1/4in.	1 5/16in.	-	5/16in.	8-32 x 1in. (2)	11
6128-2055-P	Wire Pull	Matte Black	Steel	3 1/2in.	3 13/16in.	5/16in.	1 1/4in.	1 5/16in.	-	5/16in.	8-32 x 1in. (2)	11
6129-2055-P	Wire Pull	Matte Black	Steel	3in.	3 5/8in.	5/16in.	1 1/4in.	1 5/16in.	-	5/16in.	8-32 x 1in. (2)	11
6130-2SC-P	Wire Pull	Satin Chrome	Steel	4in.	4 5/8in.	5/16in.	1 1/4in.	1 5/16in.	-	5/16in.	8-32 x 1in. (2)	11
6131-2SC-P	Wire Pull	Satin Chrome	Steel	96mm	4 1/8in.	5/16in.	1 1/4in.	1 5/16in.	-	5/16in.	8-32 x 1in. (2)	11
6132-2SC-P	Wire Pull	Satin Chrome	Steel	3 1/2in.	3 13/16in.	5/16in.	1 1/4in.	1 5/16in.	-	5/16in.	8-32 x 1in. (2)	11
6133-2SC-P	Wire Pull	Satin Chrome	Steel	3in.	3 5/8in.	5/16in.	1 1/4in.	1 5/16in.	-	5/16in.	8-32 x 1in. (2)	11
6140-226-P	Wire Pull	Polished Chrome	Steel	4in.	4 5/8in.	5/16in.	1 1/4in.	1 5/16in.	-	5/16in.	8-32 x 1in. (2)	11
6141-226-P	Wire Pull	Polished Chrome	Steel	96mm	4 1/8in.	5/16in.	1 1/4in.	1 5/16in.	-	5/16in.	8-32 x 1in. (2)	11
6142-226-P	Wire Pull	Polished Chrome	Steel	3 1/2in.	3 13/16in.	5/16in.	1 1/4in.	1 5/16in.	-	5/16in.	8-32 x 1in. (2)	11
6143-226-P	Wire Pull	Polished Chrome	Steel	3in.	3 5/8in.	5/16in.	1 1/4in.	1 5/16in.	-	5/16in.	8-32 x 1in. (2)	11
6240-2BPN-P	Wire Pull	Brushed Nickel	Steel	3in.	3 5/8in.	5/16in.	1 1/4in.	1 5/16in.	-	5/16in.	8-32 x 1in. (2)	11
6242-2BPN-P	Wire Pull	Brushed Nickel	Steel	3 1/2in.	3 13/16in.	5/16in.	1 1/4in.	1 5/16in.	-	5/16in.	8-32 x 1in. (2)	11
6244-2BPN-P	Wire Pull	Brushed Nickel	Steel	96mm	4 1/8in.	5/16in.	1 1/4in.	1 5/16in.	-	5/16in.	8-32 x 1in. (2)	11
6246-2BPN-P	Wire Pull	Brushed Nickel	Steel	4in.	4 5/8in.	5/16in.	1 1/4in.	1 5/16in.	-	5/16in.	8-32 x 1in. (2)	11
7918-20CZ-P	Arch Pull	Champagne	Steel	96mm	4 1/2in.	3/8in.	1 1/8in.	1 3/16in.	-	3/8in.	8-32 x 1in. (2)	8
7919-20CZ-P	Arch Pull	Champagne	Steel	128mm	6in.	3/8in.	1 3/4in.	5 1/4in.	-	3/8in.	8-32 x 1in. (2)	8
7920-2BPN-P	Arch Pull	Brushed Nickel	Steel	96mm	4 1/2in.	3/8in.	1 1/8in.	1 3/16in.	-	3/8in.	8-32 x 1in. (2)	8
7921-2BPN-P	Arch Pull	Brushed Nickel	Steel	128mm	6in.	3/8in.	1 3/4in.	5 1/4in.	-	3/8in.	8-32 x 1in. (2)	8
7924-2026-P	Arch Pull	Polished Chrome	Steel	96mm	4 1/2in.	3/8in.	1 1/8in.	1 3/16in.	-	3/8in.	8-32 x 1in. (2)	8
7925-2055-P	Arch Pull	Matte Black	Steel	96mm	4 1/2in.	3/8in.	1 1/8in.	1 3/16in.	-	3/8in.	8-32 x 1in. (2)	8
8997-40CZ-P	Edge Pull	Champagne	Aluminum	25.4mm	1 25/32in.	3/4in.	1 2 1/32in.	-	-	3/4in.	3/8in. Wood Screw (2)	9

Part No.	Product Type	Finish	Material	CC	Length	Width	Height/Projection	Hand Clearance	Diameter	Base	Tap/ Screws(Qty)	Page No.
8998-40CZ-P	Edge Pull	Champagne	Aluminum	56mm	3in.	¾in.	1 2½in.	-	-	¾in.	3/8in. Wood Screw (2)	9
8999-40CZ-P	Edge Pull	Champagne	Aluminum	112mm	6in.	¾in.	1 2½in.	-	-	¾in.	3/8in. Wood Screw (2)	9
9000-4BNL-P	Edge Pull	Brushed Nickel Look	Aluminum	25.4mm	1 2½in.	¾in.	1 2½in.	-	-	¾in.	3/8in. Wood Screw (2)	9
9001-4026-P	Edge Pull	Polished Chrome	Aluminum	25.4mm	1 2½in.	¾in.	1 2½in.	-	-	¾in.	3/8in. Wood Screw (2)	9
9002-4055-P	Edge Pull	Matte Black	Aluminum	25.4mm	1 2½in.	¾in.	1 2½in.	-	-	¾in.	3/8in. Wood Screw (2)	9
9003-4BNL-P	Edge Pull	Brushed Nickel Look	Aluminum	56mm	3in.	¾in.	1 2½in.	-	-	¾in.	3/8in. Wood Screw (2)	9
9004-4026-P	Edge Pull	Polished Chrome	Aluminum	56mm	3in.	¾in.	1 2½in.	-	-	¾in.	3/8in. Wood Screw (2)	9
9005-4055-P	Edge Pull	Matte Black	Aluminum	56mm	3in.	¾in.	1 2½in.	-	-	¾in.	3/8in. Wood Screw (2)	9
9006-4BNL-P	Edge Pull	Brushed Nickel Look	Aluminum	112mm	6in.	¾in.	1 2½in.	-	-	¾in.	3/8in. Wood Screw (2)	9
9007-4026-P	Edge Pull	Polished Chrome	Aluminum	112mm	6in.	¾in.	1 2½in.	-	-	¾in.	3/8in. Wood Screw (2)	9
9008-4055-P	Edge Pull	Matte Black	Aluminum	112mm	6in.	¾in.	1 2½in.	-	-	¾in.	3/8in. Wood Screw (2)	9
9009-4BPN-P	Square Pull	Brushed Nickel	Aluminum	96mm	4 ¾in.	1¾in.	1 ¾in.	5¼in.	-	1¾in.	8-32 x 1in. (2)	7
9010-4026-P	Square Pull	Polished Chrome	Aluminum	96mm	4 ¾in.	1¾in.	1 ¾in.	5¼in.	-	1¾in.	8-32 x 1in. (2)	7
9011-4055-P	Square Pull	Matte Black	Aluminum	96mm	4 ¾in.	1¾in.	1 ¾in.	5¼in.	-	1¾in.	8-32 x 1in. (2)	7
9012-4BPN-P	Square Pull	Brushed Nickel	Aluminum	128mm	5 7/16in.	1¾in.	1 ¾in.	5¼in.	-	1¾in.	8-32 x 1in. (2)	7
9013-4026-P	Square Pull	Polished Chrome	Aluminum	128mm	5 7/16in.	1¾in.	1 ¾in.	5¼in.	-	1¾in.	8-32 x 1in. (2)	7
9014-4055-P	Square Pull	Matte Black	Aluminum	128mm	5 7/16in.	1¾in.	1 ¾in.	5¼in.	-	1¾in.	8-32 x 1in. (2)	7
9015-4BPN-P	Square Pull	Brushed Nickel	Aluminum	160mm	6 2¾in.	1¾in.	1 ¾in.	5¼in.	-	1¾in.	8-32 x 1in. (2)	7
9016-4026-P	Square Pull	Polished Chrome	Aluminum	160mm	6 2¾in.	1¾in.	1 ¾in.	5¼in.	-	1¾in.	8-32 x 1in. (2)	7
9017-4055-P	Square Pull	Matte Black	Aluminum	160mm	6 2¾in.	1¾in.	1 ¾in.	5¼in.	-	1¾in.	8-32 x 1in. (2)	7
9018-4BPN-P	Square Pull	Brushed Nickel	Aluminum	192mm	8in.	1¾in.	1 ½in.	7/8in.	-	1¾in.	8-32 x 1in. (2)	7
9019-4026-P	Square Pull	Polished Chrome	Aluminum	192mm	8in.	1¾in.	1 ½in.	7/8in.	-	1¾in.	8-32 x 1in. (2)	7
9020-4055-P	Square Pull	Matte Black	Aluminum	192mm	8in.	1¾in.	1 ½in.	7/8in.	-	1¾in.	8-32 x 1in. (2)	7
9021-1055-P	Round Knob	Matte Black	Zinc	-	-	-	1 ½in.	9/16in.	1 ½in.	5/8in.	8-32 x 1in. (1)	6
9023-4BNL-P	Rectangle Pull	Brushed Nickel Look	Aluminum	96mm	6 9/16in.	¼in.	1 ½in.	5¼in.	-	1 ½in.	8-32 x 1in. (2)	8
9024-4055-P	Rectangle Pull	Matte Black	Aluminum	96mm	6 9/16in.	¼in.	1 ½in.	5¼in.	-	1 ½in.	8-32 x 1in. (2)	8
9025-40CZ-P	Square Pull	Champagne	Aluminum	96mm	4 ¾in.	1¾in.	1 ¾in.	5¼in.	-	1¾in.	8-32 x 1in. (2)	7
9026-40CZ-P	Square Pull	Champagne	Aluminum	128mm	5 7/16in.	1¾in.	1 ¾in.	5¼in.	-	1¾in.	8-32 x 1in. (2)	7

Part No.	Product Type	Finish	Material	CC	Length	Width	Height/Projection	Hand Clearance	Diameter	Base	Tap/ Screws(Qty)	Page No.
9027-40CZ-P	Square Pull	Champagne	Aluminum	160mm	6 2¾in.	1¾in.	1 ¾in.	5¼in.	-	1¾in.	8-32 x 1in. (2)	7
9028-40CZ-P	Square Pull	Champagne	Aluminum	192mm	8in.	1¾in.	1 ½in.	7/8in.	-	1¾in.	8-32 x 1in. (2)	7
9033-40CZ-P	Rectangle Pull	Champagne	Aluminum	96mm	6 9/16in.	¼in.	1 ½in.	5¼in.	-	1 ½in.	8-32 x 1in. (2)	8
9034-4026-P	Rectangle Pull	Polished Chrome	Aluminum	96mm	6 9/16in.	¼in.	1 ½in.	5¼in.	-	1 ½in.	8-32 x 1in. (2)	8
9401-2BPN-P	T-Bar Pull	Brushed Nickel	Steel	96mm	5 ¾in.	½in.	1 ¼in.	25/32in.	-	¾in.	8-32 x 1in. (2)	10
9402-2BPN-P	T-Bar Pull	Brushed Nickel	Steel	128mm	7 ¾in.	½in.	1 ¼in.	25/32in.	-	¾in.	8-32 x 1in. (2)	10
9435-2BPN-P	T-Bar Knob	Brushed Nickel	Steel	-	1 9/16in.	7/16in.	1 ¼in.	25/32in.	-	¾in.	8-32 x 1in. (1)	10
9519-2026-P	T-Bar Pull	Polished Chrome	Steel	160mm	8 11/16in.	½in.	1 ¼in.	25/32in.	-	¾in.	8-32 x 1in. (2)	10
9520-2026-P	T-Bar Pull	Polished Chrome	Steel	192mm	9 15/16in.	½in.	1 ¼in.	25/32in.	-	¾in.	8-32 x 1in. (2)	10
9521-2055-P	T-Bar Pull	Black	Steel	160mm	8 11/16in.	½in.	1 ¼in.	25/32in.	-	¾in.	8-32 x 1in. (2)	10
9522-2055-P	T-Bar Pull	Black	Steel	192mm	9 15/16in.	½in.	1 ¼in.	25/32in.	-	¾in.	8-32 x 1in. (2)	10
9523-20CZ-P	T-Bar Pull	Champagne	Steel	160mm	8 11/16in.	½in.	1 ¼in.	25/32in.	-	¾in.	8-32 x 1in. (2)	10
9524-20CZ-P	T-Bar Pull	Champagne	Steel	192mm	9 15/16in.	½in.	1 ¼in.	25/32in.	-	¾in.	8-32 x 1in. (2)	10
9540-20CZ-P	T-Bar Pull	Champagne	Steel	3in.	4 9/16in.	½in.	1 ¼in.	25/32in.	-	¾in.	8-32 x 1in. (2)	10
9541-20CZ-P	T-Bar Pull	Champagne	Steel	96mm	5 ¾in.	½in.	1 ¼in.	25/32in.	-	¾in.	8-32 x 1in. (2)	10
9542-20CZ-P	T-Bar Pull	Champagne	Steel	128mm	7 ¾in.	½in.	1 ¼in.	25/32in.	-	¾in.	8-32 x 1in. (2)	10
9543-20CZ-P	T-Bar Knob	Champagne	Steel	-	1 9/16in.	7/16in.	1 ¼in.	25/32in.	-	¾in.	8-32 x 1in. (1)	10
9544-2055-P	T-Bar Pull	Black	Steel	3in.	4 9/16in.	½in.	1 ¼in.	25/32in.	-	¾in.	8-32 x 1in. (2)	10
9545-2055-P	T-Bar Pull	Black	Steel	96mm	5 ¾in.	½in.	1 ¼in.	25/32in.	-	¾in.	8-32 x 1in. (2)	10
9546-2055-P	T-Bar Pull	Black	Steel	128mm	7 ¾in.	½in.	1 ¼in.	25/32in.	-	¾in.	8-32 x 1in. (2)	10
9547-2055-P	T-Bar Knob	Black	Steel	-	1 9/16in.	7/16in.	1 ¼in.	25/32in.	-	¾in.	8-32 x 1in. (1)	10
9548-2026-P	T-Bar Pull	Polished Chrome	Steel	3in.	4 9/16in.	½in.	1 ¼in.	25/32in.	-	¾in.	8-32 x 1in. (2)	10
9549-2026-P	T-Bar Pull	Polished Chrome	Steel	96mm	5 ¾in.	½in.	1 ¼in.	25/32in.	-	¾in.	8-32 x 1in. (2)	10
9550-2026-P	T-Bar Pull	Polished Chrome	Steel	128mm	7 ¾in.	½in.	1 ¼in.	25/32in.	-	¾in.	8-32 x 1in. (2)	10
9551-2026-P	T-Bar Knob	Polished Chrome	Steel	-	1 9/16in.	7/16in.	1 ¼in.	25/32in.	-	¾in.	8-32 x 1in. (1)	10
9557-2BPN-P	T-Bar Pull	Brushed Nickel	Steel	3in.	4 9/16in.	½in.	1 ¼in.	25/32in.	-	¾in.	8-32 x 1in. (2)	10
9559-2BPN-P	T-Bar Pull	Brushed Nickel	Steel	160mm	8 11/16in.	½in.	1 ¼in.	25/32in.	-	¾in.	8-32 x 1in. (2)	10
9561-2BPN-P	T-Bar Pull	Brushed Nickel	Steel	192mm	9 15/16in.	½in.	1 ¼in.	25/32in.	-	¾in.	8-32 x 1in. (2)	10

2495 Main Street, Suite 111 Buffalo, NY 14214-2152
Phone: 800.333.0578 | Fax: 716.833.2402
Email: Info@BerensonHardware.com
BerensonHardware.com

© 2024 Berenson Corp

24.09
0173-MARK-01

FOLLOW US ON SOCIAL MEDIA!



Scan the QR code for easy access to our social media pages.

